

EP-M450

Large Size & High Speed & Reliable Production
Metal Additive Manufacturing System



EP-M450

Eplus3D Introduces EP-M450 to the successful line of MPBF™ printers. EP-M450 is a marvelous metal printer that makes the production of reliable and high quality large metallic parts viable on industrial scale without requiring any tools.


With its user friendly software interface, one click printing ability and optional single/dual/quad 500 Watt fiber lasers, EP-M450 takes digital additive manufacturing one step ahead in the field of large scale industrial applications.



Engine turbine casing assembly

IN718


Φ 410 x 240 mm



Multi-oil pipeline assembly parts

IN718

420 x 420 x 110 mm



Mass production of intricate parts
achieved with single print

EP-M450 is a highly efficient large scale production oriented metal 3D printer which offers bi-directional powder recoating and high part building speed up to 190 cm³/h. Eplus3D's complete open system makes EP-M450 a very powerful tool for large scale manufactures as they have complete freedom to choose their print strategies with different metal powders like stainless steel, titanium, aluminum and nickel alloys, etc, which prominently reduces the overall cost of ownership.

Due to its high efficiency, quality production and dependability along with the ease of operation and integration of additive manufacturing into overall manufacturing ecosystem, EP-M450 makes sure its owners remain one step ahead in their field of engagement.




High quality large ejector cap with complex internal structures



Engine leaf ring structure
316L
Φ 400 x 60 mm



Ti6Al4V
Φ 394 x 341 mm



« HIGH QUALITY

- Printed parts' density > 99.9%, deviation in parts' mechanical properties < 5%.
- The optimized gas flow design ensures efficient removal of smoke and splashes as well as achievement of uniform and consistent full size printing.
- Dynamic software with ability to divide the model into different sections like upper and lower surfaces, core areas and small areas etc. Different process parameters can be applied individually to these parts for high printed part quality.
- Repeatable positional accuracy along Z-axis of building direction $\leq \pm 5 \mu\text{m}$.
- Overlapping deviation with dual laser printing $\leq \pm 0.1 \text{ mm}$. Overall mechanical properties of the printed part remains same when compared to printing results with the single laser machine.



« HIGH EFFICIENCY

- Build volume (X x Y x Z): 450 x 450 x 550 mm (height incl. build plate).
- Printing with increased layer thickness can be realized, increasing the production capacity.
- With in-house developed processing software (EPHatch), optimized scanning strategies can be achieved with reduced print duration.
- Bi-directional powder recoating method leads to reduced recoating time.



« RELIABLE

- Excellent core optic components from world-class supplier and mature process control parameter algorithm provides highest part quality.
- High quality uniform part printing due to excellent control over building environment and components.
- Tightly sealed build chamber maintains oxygen concentration $\leq 100 \text{ ppm}$ and a stable pressure during printing.
- Sustained monitoring of powder left in feeder and ability to add powder without stopping the machine ensures uninterrupted part printing.
- Double protection of chamber door is attained due to dual gas releasing ports on top of printing chamber.




« COST-EFFECTIVE & EASY OPERATION

- Blow back enabled coarse and fine filtration system ensures prolonged lifetime of filter over 30,000 hrs.
- Highly user friendly software interface and one-click printing technology makes printing super simplified.
- Comparability with different types of recoater lips such as ceramic, PU, alloy steel etc.
- Reduced gas consumption during printing ≤ 6 L/min helps reducing operation cost.
- Traceable print records after every print and real-time display of readings for various sensors.



« OPEN SYSTEM

- Open parameters for editing laser power, scan speed, scan direction, up and down facing surfaces etc.
- Open system ensures freedom to choose among wide range of metal powders available in market.
- Process software can be integrated with Siemens NX software to realize effective planning of design, simulation and printing path planning, within one software and highly improving the production efficiency.
- Process software supports SLC and CLI formats.



EP-M450

PARAMETER

Machine Model	EP-M450
Build Volume (X x Y x Z) (height incl. build plate)	450 x 450 x 550 mm (17.72 x 17.72 x 21.65 in)
Optical System	Fiber Laser 1 / 2 / 4 x 500 W (700 W and 1000 W are optional)
Spot Size	70 - 120 μ m
Max Scan Speed	8 m/s
Layer Thickness	20 - 120 μ m
Theoretical Printspeed	Up to 190 cm ³ /h
Material	Titanium Alloy, Aluminum Alloy, Nickel Alloy, Maraging Steel, Stainless Steel, Cobalt Chrome, Copper Alloy, etc.
Power Supply	380 V, 50 / 60 Hz, 14 ~ 22 kW
Gas Supply	Ar / N ₂
Oxygen Content	≤100 ppm
Dimension (W x D x H)	5670 x 3700 x 3325 mm
Weight	10000 kg
Software	EPControl, EP Hatch
Input Data Format	STL or other Convertible File

Notice: Eplus3D reserves the right to explain any alteration of the specifications and pictures.